


**FUN
INTERACTIVE
EDUCATIONAL**



**Kids in the
Front Seat!**












CATALOG '24





**VIEW OF JÖNKÖPING SWEDEN,
HOME OF SBI.**



	4	ABOUT US	Our Team
	6	GUIDANCE & CONSULTATION	Project Planning Custom Design
	9	DRIVING SCHOOL	Standard Cars Premium Cars
	21	RACING ACADEMY	Racing Cars
	23	CHILDREN'S FARM	Tractors
	26	BOATING SCHOOL	Boats
	28	CONSTRUCTION ZONE	Mini Digger & Mini Grabber Mini Tower Crane Cage
	36	WATER PLAY	
	37	PLAYGROUND	
	38	OPTIONS	
	39	SERVICE & SUPPORT	



Globally Known

SBI Sweden is a premier supplier of reliable interactive kiddie rides since the early 1980s.

We have a strong customers focus and take pride in delivering top-quality products. This, together with excellent after-sales support is appreciated by a wide range of customers.

Our customers span from the largest amusement parks to small family farms, and everyone in between.

Our rides are found all over the globe.



LEGOLAND FLORIDA.
DELIVERY OF LEGO
DRIVING SCHOOL CAR

Since the early 1980s, the company has become a leading manufacturer of top-quality miniature vehicles ranging from cars of different kinds to trucks, tractors, boats, and construction-themed machinery for children.

Our strategy is based on innovation and growth, yet we strive for authenticity, genuine design, and craftsmanship. We are internationally oriented but familial at heart.

With exception of the construction zone products all products are battery-powered and the vehicles run efficiently during the full day. Great autonomy along with high quality and durability are regarded as some of the most valued aspects by our customers in these highly interactive experiences for children. All manufacturing is carried out at our factory in Sweden and delivered globally.

OUR CUSTOMERS

Our focus on serving the customer is probably the main reason for our success. We know our products will last for a long time and it is therefore natural to create long lasting relationships with our customers. Our products are flexible and customizable and are intended primarily for children between 3-11 years old. These are probably the reasons why a wide range of different customers appreciate working with us. We are proud of our diverse clientele which ranges from small farm parks, zoos, or hotels to large amusement parks such as LEGOLAND and Universal Studios. So, if you are not a customer already, do not hesitate to contact us to discuss how we can serve your business in the best way too.

SOME OF OUR VALUED CUSTOMERS:



... AND MANY MORE.



OUR TEAM

Our everyday work is shaped by attention to detail and close and friendly contact with all the people we work with. Undoubtedly, our team is our greatest asset. Talented individuals, who share their passion for bringing smiles and joy to children, power SBI Sweden. We pride ourselves on our high degree of specialization, and the close ties that bind us to our customers.

“ Our products make children feel independent and proud of doing something for real while sharing the experience with their families and other kids ”

MARKUS JONSSON, CEO

Plan for success

When designing and planning your park/attraction there is a lot to take into account.

At SBI we have more than 30 years of experience from the industry. We like to use this experience to assist our customers to get the most out of the rides. There are many aspects to take into account and to the right are some examples of where we love to be involved.



MASTER PLAN

We need to start with the question; What do you want to achieve? We like to understand your situation to make sure we are optimizing our attractions according to your plan.

This plan normally includes your Vision & Goals, Location & Premises, Targets & Target Customers, Theme & Customization, Financing & Budget. The outcome is a clearer understanding of the project making it easier to communicate with stakeholders which in turn leads to greater success.

REVENUE STREAMS

We want to make sure that your investment in our attractions really pay off. We can assist with calculation of ROI based on Capacity/THRC and do Scenario planning and What-If analyses. This will give you better control and a safer investment.

DESIGN AND PLAN

Obviously, we have loads of experience of how to design and plan the design and set-up of our attractions. Each situation is unique and we like to discuss the available area, number of visitors, flow of people etc. Based on this we can create a visualization of the attraction and also make sure you will get the optimal type of rides as well as the right amount of units.

IMPLEMENTATION

When it comes to executing the plan, we can use our experience from planning hundreds of projects and assist to make this part a smoother process for you. We like to share our experience and on some markets we even offer turn-key solutions where we take care of the whole implementation. The goal is to shorten the set-up time and to avoid mistakes and unpleasant surprises.

DAILY OPERATIONS

Once you have everything set-up we want you to make the most out of your SBI rides. Again, based on experience from hundreds of different operations around world we can assist in fine-tuning your daily operation to make sure you have a well-functioning and smooth operation with the right focus and right allocation of resources.

Please get in touch! We look forward to discussing your specific project with you!

EXAMPLE LAYOUT 900 – m²

- 1 Children's Driving School:** A miniature traffic environment in which children have fun while improving their driving skills. Edutainment at its best!
- 2 Construction Zone:** Our construction-themed products always trigger the desire to play, explore and learn. Highly interactive and fun attractions where concentration and coordination are key.
- 3 Children's Farm:** A driving attraction with miniature tractors that kids completely love. Haybales can create a driving challenge and fit the theme like a glove.
- 4 Playground:** Endless possibilities for play with a mix of playground equipment. Customized according to available area and age group.
- 5** Playhouses and/or area for other activities.

AREA REQUIRED:

900 m²

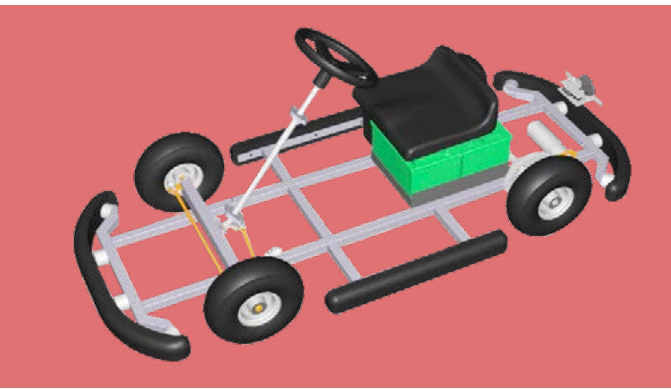
SBI PRODUCTS INCLUDED IN THIS LAYOUT:

15 Cars	4 Mini Tower Cranes	2 Mini Grabber
4 Mini Diggers	8 Tractors	1 Play position
1 Swing position		

CAPACITY / THRC:

Up to 396 rides per hour based on a 5 min ride cycle.





**WITH YOU FROM INITIAL IDEA
TO FINAL PRODUCT!**

Custom Design

A distinctively themed environment combined with customized equipment will make your attraction stand out, improving the customer experience and enhancing your brand recognition.

We will lend an attentive ear to your needs, ideas, and expectations as a starting point to jointly plan the most appropriate project or product for your business. Let us use our “magic wand” to turn your vision into reality.

Over the years, we have acquired extensive expertise in the manufacturing processes involved in custom design. Our projects encompass miniature reproductions of car brand models, and a variety of designs based on films, cartoons, and toys.

As your vision is our mission, we will do our best to create the custom design product you wish for, having fun along the way. We will be your partner in the project through all stages from the initial idea to the finalized product.

While custom design may sound expensive to some, we encourage you to consider this option even if you have a smaller budget.

USE DECALS ON OUR EXISTING PRODUCT RANGE

Custom design doesn't always have to be complicated, a lot can be achieved through simple measures like custom-themed decals. Even minor customizations can set your attraction apart and attract more customers, ultimately benefiting your business.

RIDE IN STYLE!

Driving School

This attraction is based on the creation of a miniature traffic environment in which children, apart from having fun, gain knowledge of traffic safety as well as improve their driving skills.

Before entering the track, kids may get information about essential traffic safety rules. The instruction may be done either with information signs in the queue, a video instruction, or an actual class-room mini lesson. Once at the track, the children practice what they learned and have loads of fun at the same time. After successful completion of the training, the participants may eventually obtain their driver's license! Edutainment exemplified!

Our Children's Driving School setups can range from minimalistic tracks with essential equipment to custom-designed concepts inspired by a particular theme. We can provide all necessary supplies, from one single car to a whole fleet of vehicles, traffic signs, and traffic light systems. On some markets we even offer turn-key solutions including installation. Our standard and premium battery-powered vehicles are available in many appealing designs to choose from.

To achieve greater authenticity, some of our clients go one step further, and add a car washing tunnel or a charging station, so that kids feel like real drivers. Pretty cool, don't you think? And, since imagination knows no bounds, what about a fire station or an entire city? The driving school is a timeless attraction that can be installed at large or small amusement parks as well as at other kinds of facilities. We'd love to help you realize this concept at your facility!



Discover our range of **STANDARD** and **PREMIUM** battery powered cars

What sets the standard and premium cars apart? Well, both options deliver exceptional quality and are low-maintenance, but the premium cars offer a more upscale experience.

As a result, in nearly all custom design projects, we opt for the premium vehicles. They are slightly larger and heavier, providing a more robust feel. These cars feature slightly larger wheels, integrated bumpers, operate on a 24 V system, and boast a motor control system that enables speed adjustments of up to 6 km/h. The motor controller also ensures smoother starts and stops, enhancing the overall driving experience, especially during acceleration.

On the other hand, the standard cars maintain the same high quality as the premium ones but utilize a more basic 12 V system and have a fixed speed of approximately 4 km/h. Without the motor controller, the start may be somewhat more abrupt, and these cars have stylish but non-integrated bumpers. They are also significantly lighter.

While we recommend the premium cars if your budget permits, both types of vehicles are guaranteed to bring smiles and intense concentration to young drivers. Of course, it's possible to mix different models, but combining standard and premium cars is not advisable due to differences in bumper heights and vehicle weight. Together, we can determine the ideal vehicle for your specific needs.

STANDARD VEHICLES

12 V system. Fixed speed. External bumpers.

TECHNICAL SPECIFICATIONS

- **Capacity:** 1 child.
- **Age range:** from 3 to 11 years old.
- **Max. weight admitted:** 50 kg (110 lb).
- **Maximum speed:** 4 km/h.
- **Frame:** Reinforced steel tubing. Powder coated.
- **Body:** Hand-laid GRP. 3-layer gelcoat, 3-layer mat and reinforced by laminate.
- **Bumpers:** Molded vulcanized rubber with steel reinforcement.
- **Transmission:** timing belt.
- **Wheels:** Rubber tire with inner tube. (10")
Ball bearings in each rim.
- **Electrical system:** 12 V
- **Motor:** Electric motor with planetary gearing.
- **Motor fuse:** automatic 12 V 10 A, 5 – 10 sec o, 10 – 20
- **Battery:** 1 x Dry fit traction block (12 V 38 Ah).
Weight: Approx 10 kg each.
Operating time: 8-10 hours.
- **Battery charger:** 3-step charger (12 V – 4 A), fully automatic.
- **Accelerator:** Pedal (green), with micro switch.
- **Brake:** Automatic.
- **Shipping parameters:**
1 unit 153 x 80 x 90 cm, 80 kg,
2 units 153 x 80 x 145 cm, 140 kg.
3 units 153 x 80 x 210 cm, 210 kg

DECOR

- 🔥 Flames
- 🌸 Flower
- 🚔 Police, EU
- 🚓 Police, US
- 🏁 Rally

Custom decors on request

COLOR

- Red
- Orange
- Yellow
- Pink
- Green
- Blue
- White
- Black

Custom colors on request

OPTIONS

- 🔊 Sound
- 💡 Light
- ⚠️ Safety belt
- 📶 Remote control
- 🪙 Coin/Token

More information on page 38

Kindly take note that the measurements provided are approximate. The current models available may differ from the pictures exhibited. The color reproduction of images may differ from reality. Therefore, we encourage you to confirm the particularities of the product of your interest.



Buggie

Measurement: L 1085 mm, W 600 mm, H 600 mm.

Weight: 55 kg approx. (incl. batteries).

More technical information can be found on this page.





Beetle

Measurement: L 1530 mm, W 700 mm, H 600 mm.

Weight: 63 kg approx. (incl. batteries).

More technical information can be found on page 10.



Pento

Measurement: L 1530 mm, W 700 mm, H 600 mm.

Weight: 63 kg approx. (incl. batteries).

More technical information can be found on page 10.





Vento

Measurement: L 1530 mm, W 700 mm, H 600 mm.

Weight: 63 kg approx. (incl. batteries).

More technical information can be found on page 10.



Sensa

Measurement: L 1530 mm, W 700 mm, H 600 mm.

Weight: 63 kg approx. (incl. batteries).

More technical information can be found on page 10.





Monza

Measurement: L 1530 mm, W 700 mm, H 600 mm.

Weight: 63 kg approx. (incl. batteries).

More technical information can be found on page 10.







Volvo FH16

Measurement: L 1500 mm, W 700 mm, H 600 mm.

Weight: 68 kg approx. (incl. batteries).

More technical information can be found on page 10.





Volvo FH16 Truck with Trailer

Measurement: L 2800 mm, W 710 mm, H 600 mm.
Weight: 90 kg approx. (incl. trailer and batteries).
More technical information can be found on page 10.

Volvo FH16 Tow Truck

Measurement: L 1500 mm, W 710 mm, H 600 mm.
Weight: 71 kg approx. (incl. batteries).
More technical information can be found on page 10.





Fire
Truck



IceCream
Truck



Ambulance



Garbage
Truck



School
Bus

Fire Truck & Friends

Measurement: L 1500 mm, W 570 mm, H 700 mm.

Weight: 68 kg approx. (incl. batteries).

More technical information can be found on page 10.



PREMIUM

24 V system. Adjustable speed. Smooth start/stop. Integrated bumpers.

TECHNICAL SPECIFICATIONS

- **Capacity:** 1 child.
- **Age range:** 3 to 11 years old.
- **Max. weight admitted:** 90 kg (198 lb).
- **Maximum speed:** 6 km/h (adjustable).
- **Frame:** Reinforced steel tubing. Powder coated.
- **Body:** Hand-laid GRP. 3-layer gelcoat, 3-layer mat and reinforced by laminate.
- **Bumpers:** Molded vulcanized rubber with steel reinforcement.
- **Transmission:** Timing belt.
- **Wheels:** Rubber tire with inner tube. (11" or 13")
Ball bearings in each rim.
- **Electrical system:** 24 V.
- **Motor:** Electric motor with planetary gearing.
- **Motor fuse:** automatic 12 V 10 A, 5 – 10 sec o, 10 – 20
- **Battery:** 2 x Dry fit traction block (12 V 50 Ah).
Weight: Approx 18 kg each.
Operating time: 8-10 hours.
- **Battery charger:** 3-step charger (24 V – 10 A), fully automatic.
- **Accelerator:** Pedal (green), with micro switch.
- **Brake:** Pedal (red), with micro switch.
- **Seat belt:** Included.
- **Shipping parameters:**
1 unit 170 x 85 x 100 cm, ca 200 kg,
2 units 170 x 85 x 160 cm, ca 300 kg.

DECOR

- Flames
- Flower
- Police, EU
- Police, US
- Rally

Custom decors
on request

COLOR

- Red
- Orange
- Yellow
- Pink
- Green
- Blue
- White
- Black

Custom colors
on request

OPTIONS

- Sound
- Light
- Safety belt
- Remote control
- Coin/Token

More information
on page 38

Kindly take note that the measurements provided are approximate. The current models available may differ from the pictures exhibited. The color reproduction of images may differ from reality. Therefore, we encourage you to confirm the particularities of the product of your interest.



Benza

Measurement: L 1600 mm, W 710 mm, H 600 mm.

Weight: 115 kg approx. (incl. batteries).

More technical information can be found on this page.





Aqua

Measurement: L 1600 mm, W 710 mm, H 600 mm.

Weight: 110 kg approx. (incl. batteries).

More technical information can be found on page 18.



BenzaX

Measurement: L 1600 mm, W 800 mm, H 730 mm.

Weight: 115 kg approx. (incl. batteries).

More technical information can be found on page 18.





Spider

Measurement: L 1600 mm, W 710 mm, H 600 mm.

Weight: 110 kg approx. (incl. batteries).

More technical information can be found on page 18.



Custom decors
on request



Safari

Measurement: L 1600 mm, W 710 mm, H 600 mm.

Weight: 115 kg approx. (incl. batteries).

More technical information can be found on page 18.





PEDAL TO THE METAL!

Racing Academy

Our racing vehicle is a great attraction that suits all environments. Particularly, it fits like a glove in car-themed amusement parks, racing tracks, and go-kart facilities oriented to young kids.

By equipping the course with racing attributes, the ride will shine and the true spirit of competition will arise among the audience. Taking curves has never been so fun! Our spectacular racing cars will cause a true revolution among the kids, who will feel like authentic Formula 1 drivers but at speeds adapted for young children.

While crossing the finish line, they will feel the wind of the racing flag and the sense of victory!



SBI F1S RACING

12 V or 24 V system. Cool design with integrated bumpers and spoiler.

TECHNICAL SPECIFICATIONS

- **Capacity:** 1 child.
- **Age range:** 3 to 11 years old.
- **Max. weight admitted:** 70 kg (154lb).
- **Maximum speed:** 5 km/h.
- **Frame:** Reinforced steel tubing. Powder coated.
- **Body:** Hand laid GRP. 2-layer gelcoat, 3-layer mat and reinforced by laminate.
- **Bumpers:** Molded vulcanized rubber with steel reinforcement. sec reset.
- **Transmission:** Timing belt.
- **Wheels:** Rubber tire (13"). Ball bearings in each rim.
- **Electrical system:** 12 V (24 V as an option).
- **Motor:** Electric motor with planetary gearing.
- **Motor fuse:** automatic 12 V 10 A, 5 – 10 sec o, 10 – 20
- **Battery:** Dry fit traction block (12 V – 50 Ah).
Weight: 18 kg approx.
Operating time: 8-10 hours.
- **Battery charger:** 3 step charger (12 V – 10 A), fully automatic.
- **Accelerator:** Pedal, with micro switch.
- **Brake:** Automatic.
- **Shipping parameters:**
1 unit 185 x 100 x 80 cm. ca 150 kg.
2 units 185 x 100 x 150 cm. ca 250 kg.
3 units 185 x 100 x 210 cm. ca 350 kg.

DECOR

- Yellow
 - Blue
- Custom decors
on request

COLOR

- Red
 - Yellow
 - Green
 - Blue
 - Black
- Custom colors
on request

OPTIONS

- ▲ Seat Belt
- ⚡ Remote Control

More information
on page 38

Kindly take note that the measurements provided are approximate. The current models available may differ from the pictures exhibited. The color reproduction of images may differ from reality. Therefore, we encourage you to confirm the particularities of the product of your interest.



SBI F1S Racing

Measurement: L 1888 mm, W 800 mm, H 620 mm.

Weight: 96 kg approx. (incl. batteries).

More technical information can be found on this page.





THE MOST FUN AT THE FARM!

Children's Farm

A top pick for farms parks and zoos at countless locations globally. Kids love driving and with their authentic design, our tractors are a perfect fit for rural settings and similar venues.

These vehicles are robustly designed and can be driven on almost any surface. An open area or loop track can be used and themed with farm-related buildings, hay bales, and other utensils. The tractors closely resemble full-size vehicles and allow for trailers and other additional detachable accessories related to farming. Many hours of safe and enjoyable driving are guaranteed!

The Children's Farm Concept is a perfect attraction for farm parks, zoos, campsites, and other rural settings where a tie to farming is desired. Children will get the feel of rural life behind the wheel of our battery-operated tractor, and will undoubtedly be happy harvesting and interacting with other farm dwellers.



SBI TRACTOR

12 V System. Durable authentic design.

TECHNICAL SPECIFICATIONS

- **Capacity:** 1 child.
- **Age range:** 3 to 11 years old.
- **Maximum weight admitted:** 50 kg (110 lb).
- **Speed max:** 4 km/h.
- **Frame:** Reinforced steel tubing, powder coated.
- **Body:** RTM fiberglass.
- **Bumpers:** Molded vulcanized rubber with steel reinforcement.
- **Transmission:** Chain.
- **Wheels:** Rubber tire with inner tube. (10" and 17").
Ball Bearings in each rim.
- **Electrical system:** 12 V.
- **Motor:** Electric motor with planetary gearing.
- **Motor fuse:** Automatic 12 V 10 A, 5 – 10 sec o, 10-20 sec reset.
- **Battery:** Dry fit traction block (12 V – 38 Ah).
Weight: approx. 10kg.
Operating time: 8 – 10 hours.
- **Battery charger:** 3-step charger (12 V – 4 A), fully automatic.
- **Accelerator:** Pedal (green), with micro switch.
- **Brake:** Automatic.
- **Shipping parameters:**
 - 1 unit 122 x 80 x 85 cm, ca 97 kg.
 - 2 units 122 x 80 x 170 cm, ca 165 kg.
 - 3 units 122 x 80 x 215 cm, ca 240 kg.

DECOR

Custom decors
on request

COLOR

- Red
- Orange
- Green
- Blue

Custom colors
on request

OPTIONS

- Sound
- Light
- Remote control
- Coin/Token

More information
on page 38

Kindly take note that the measurements provided are approximate. The current models available may differ from the pictures exhibited. The color reproduction of images may differ from reality. Therefore, we encourage you to confirm the particularities of the product of your interest.



SBI Tractor

Measurement: L 1220 mm, W 600 mm, H 650 mm.

Total weight: Approx. 70 kg. (incl. batteries).

More technical information can be found on this page.







PULL UP ANCHORS, SAILORS!

Boating School

The Boating School is a fun-packed ride that allows kids to test their navigation skills and become captains of their mini-vessels. Parents, friends, and siblings will be the happy passengers.

The boats can either be used in an open water area or navigated through a loop. Both layouts are suitable to get a smooth and exciting experience for the entire family!

Loading and off-loading can take place at a regular dock, as usual, although some facilities may include a conveyor system to simplify the process and optimize the flow of guests safely. The battery capacity will ensure a full day of operation.

Just imagine for a second what a thrill it will be for a kid to take control of their boat! Whether we blindly trust our toddlers, or not at all, the boats are stable with excellent steering performance, and operate at low speed, enabling children to be safe captains. Of course, the youngest ones will be accompanied by an adult or older sibling who can keep an eye on the child and assist in case needed.

We can also adapt the design to a particular theme upon request



SBI BOAT

24 V system. Smooth sturdy ride. High capacity with up to 3 persons.

TECHNICAL SPECIFICATIONS

- **Capacity:** 2 adults or 1 adult and 2 kids.
- **Age range:** 3 and up.
- **Speed:** Aprox. 3 km/h (programmable +/- 10%).
- **Maximum weight admitted:** 180 kg (400 lb).
- **Hull/Deck:** Hand-laid GRP, 2 layers gelcoat, 3 layers mat, and reinforced by laminate. Non-slip surface on seats and floor.
- **Bumpers:** Rubber front, side, and rear fenders.
- **Height over Water Line:** 0,55 m.
- **Water depth:** Minimum 0,6 m.
- **Turning diameter:** 10,0 m.
- **Electrical system:** 24 V.
- **Motor:** Electric, sealed under-water motor. Purpose built for both propulsion and steering action.
- **Motor controller:** Fully automatic.
- **Bilge pump:** Fully automatic.
- **Battery:** 4 x Gel Type VRLA 6 V 180 Ah.
Weight: approx. 30 kg/each. Operating time: 8-10 hours.
- **Battery charger:** 3 Step charger, fully automatic (24 V 20 A).
- **Acceleration:** Air pedal with pressure switch.
- **Navigation:** LED lights.
- **Steering:** Heavy Duty Hydraulic Steering System.
- **Shipping parameters:**
1 unit 275 x 165 x 140 cm, ca 320 kg.
2 units 275 x 165 x 210 cm, ca 620 kg.
- **Package:** Rollable custom built stand.

DECOR

Custom decors on request

COLOR

- Red
- Yellow
- Orange
- Blue

Custom colors on request

Kindly take note that the measurements provided are approximate. The current models available may differ from the pictures exhibited. The color reproduction of images may differ from reality. Therefore, we encourage you to confirm the particularities of the product of your interest.



SBI Boat

Measurement: L 2750 mm, W 1545 mm, H 955 mm.

Total weight: Approx. 287 kg. (incl. batteries).

More technical information can be found on this page.





LET'S DIG IN! YOUR CONSTRUCTION ZONE AWAITS

Construction Zone

– DIGGERS, GRABBERS AND TOWER CRANES

Unlike our other products, both the Mini Digger, Mini Grabber, and Mini Tower Crane are stationary, which represents a space-saving solution. The Mini Digger has been one of our most popular products for many years and the Mini Grabber is a different version where logs or blocks can be moved about. The Mini Tower Crane is their true companion. The three products can be combined in one play area to create a building zone where kids can role-play as construction professionals or simply enjoy the fine mechanics that these machines present.

The Mini Diggers/Grabbers are usually arranged in a cluster of two to four units. They stand on a platform with a fenced sandpit or similar to dig in or move logs or blocks of wood about. Hydraulically operated, the machines are equipped with three hydraulic cylinders controlled by the corresponding levers.

The Mini Tower Crane is similar in the configuration as the diggers but is as standard delivered with a pit and set of metal blocks in different sizes that the electromagnet can lift. Just like for real the machine is controlled with joysticks which control movement in three directions, and releases the load.

The youngest ones will learn physical skills and movement while having a blast digging holes in the ground or skillfully moving blocks around. Parents or siblings can easily assist if needed.

These products have been delivered globally to a wide range of indoor and outdoor facilities including theme parks, fairgrounds, family farms, zoos, science centers, camping facilities, hotels, and shopping centers. At any location, they will quickly become a favorite attraction!





Mini Digger & Mini Grabber

The Mini Digger has been one of our most popular products for many years. Hydraulically operated, the excavator is equipped with three hydraulic cylinders that are controlled by corresponding levers. The Mini Grabber is a different version with a grabber instead of a shovel.

The Mini Diggers are usually arranged in a cluster of two to four units although there are locations with many more units than this. The common setup is that they stand on a platform with a fenced sandpit as the workspace. Kids will dig in the sand and build a pile of sand somewhere else. The next rider will move it back or simply dig a new hole. Other materials can be used in the pit as well and indoors many locations are using plastic balls to dig in.

The Mini Grabbers will have the same kind of setup but here logs or blocks of wood or other material can be lifted and moved about instead of sand. Since the material in the workspace usually is reorganized by the kids themselves, the attraction doesn't require dedicated staff. The attraction can also easily be scaled to generate the desired capacity or to suit the available area.



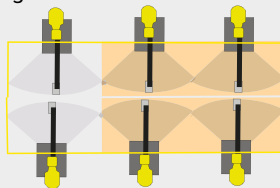
MINI GRABBER & MINI DIGGER

Hydraulically operated for an authentic experience. Stationary, thus space efficient.

TECHNICAL SPECIFICATIONS

- **Capacity:** 1 child.
- **Age to operate:** From 3 years (under adult supervision).
- **Maximum weight admitted:** 80 kg (180 lb).
- **Body:** Steel, powder coated.
- **Seat:** RTM fiberglass.
- **Maximum noise:** 65 dB.
- **Timer:** Adjustable, 3 or 5 minutes.
- **Turning angle of arm:** 90°.
- **Recommended digging depth:** 40 cm from digger base.
(Version with lower digging depth for indoor use available.)
- **Electrical system:** 230 VAC / 24 VDC,
US/Japan version 115 VAC / 24 VDC.
- **Hydraulically operated:** 3 cylinders,
a hydraulic control valve and oil pump system.
- **Lever to operate:**
 - Left lever: Boom (push/pull).
 - Middle lever: Shovel (push/pull).
 - Right lever: Arm (push/pull).
- **Max amount of load in shovel:** 3 liters (approx.).
- **Oil pump:** Pump is set at 20 bar and must not be
increased for safety reasons.
- **Operating system:** Coin/token mechanical coin acceptor or free
play button. Card payment or electronic multicoin acceptor as option.
- **Security:** To be installed with fence around digging area.
- **Shipping parameters:**
 - 1 unit 220 x 85 x 125 cm, 155 kg.
 - 2 units 220 x 85 x 210cm, 275 kg.

Create your perfect
space efficient layout.



COLOR

- Yellow
- Black

OPTIONS

- ☉ Coin/Token
- ☐ Card Reader

More information
on page 38

Kindly take note that the measurements provided are approximate. The current models available may differ from the pictures exhibited. The color reproduction of images may differ from reality. Therefore, we encourage you to confirm the particularities of the product of your interest.



Mini Grabber & Mini Digger

Measurement: L 2400 mm, W 760mm (platform) H 1000mm.

Total weight: 92 kg







Mini Tower Crane

The Mini Tower Crane is similar in the setup as the diggers but is as standard delivered with a pit and set of metal blocks in different sizes that the electromagnet can lift. Just like for real the machine is operated with joysticks that control movement in three directions and releases to the load.

The Mini Tower Crane movements are CPU-controlled and individually programmed for utmost game satisfaction. It uses a permanent electric magnet and to release the load the magnet is temporarily disabled. The load can therefore be dropped with precision. The machine has overload protection for all motors.

Move blocks, build stacks, or wreck what has been built in this truly interactive experience. Both concentration and coordination will be required to succeed in the game!



MINI TOWER CRANE

Electromagnet. Operated with joysticks.

TECHNICAL SPECIFICATIONS

- **Capacity:** 1 child.
- **Age to operate:** +3 age.
- **Max. weight admitted:** 80 kg (180 lb).
- **Operating system:** Coin mechanism (mechanical) or Push Button. Prewired for electronic coin acceptor or card payment system.
- **Turning angle of boom:** 60° (degrees). Custom changes available.
- **Height of magnet:** 120 cm from floor. (adjustable)
- **Electrical system:** Input 85-264 VAC. Operational 24 VDC, 60 W.
- **Fuse:** Power supply internal protections. short circuit/overload over voltage. External, 2 A fuse.
- **Timer:** Adjustable to 3 or 5 minutes.
- **Motors:** 3 x 24 V DC motors.
- **Electromagnet:** Max capacity 1 kg (approx).
- **Joysticks to Operate:**
Right Joystick: Left/Right, Forward/Backward.
Left joystick: Up/Down. Release.
- **Body:** Powder coated steel.
- **Shipping parameters:**
 1 unit 120 x 80 x 235 cm, 200 kg.

COLOR

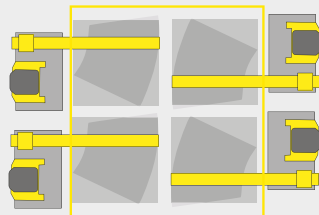
- Yellow
- Black

OPTION

- ☒ Coin/Token
- ☐ Card Reader

More information on page 38

Create your perfect space efficient layout.



Kindly take note that the measurements provided are approximate. The current models available may differ from the pictures exhibited. The color reproduction of images may differ from reality. Therefore, we encourage you to confirm the particularities of the product of your interest.



Mini Tower Crane

Measurement: L 1200 mm, W 800 mm (platform) H 2470 mm.

Total weight: 155 kg (excluding pit and blocks).





Turnkey for Construction Zone

Introducing a Turnkey Solution for Your Construction Zone – a versatile modular system that blends the ease of a ready-made package with the creative freedom of customization. Our scalable and themed fence system ensures a safe and carefully designed attraction from start to finish. If you wish to make the attraction more appealing you can mix mini diggers, mini grabbers and mini tower cranes.

For construction zone-themed attractions, having a fence around the active work area is not just a safety requirement; it's also essential for creating an immersive experience. We now offer a comprehensive package that can be tailored to your specific needs, whether you require one unit or several. Our package includes wall panels, poles, maintenance doors, and thematic signage.

This turnkey attraction setup, with its customizable elements, is ideal for indoor venues, but it's equally suitable for outdoor use. By combining a well-structured pre-packaged solution with the flexibility to customize, our aim is to provide customers with the perfect balance between convenience and creativity. Ultimately, our goal is to deliver exceptional value to visitors while ensuring safety and an immersive experience.



SBI Cage System

Durable metal frame with welded wires. Powder coated, in Grey and Yellow. Zinc treated when for outdoor use. Modular system. Customizable to fit your location perfectly. Many theming options possible.





MAKE A SPLASH!

Water Play

In collaboration with top manufacturers of water park equipment, we offer a wide array of water play products, ranging from water play structures of different sizes to single and multiple slides. We are also able to undertake custom design projects.

The products offered are well praised for their design, finishing, and durability, and have been delivered globally to more than 50 countries during the last three decades. Whether you are looking for a small water play structure as a complement to other kinds of activities, or advanced water slides for water parks, we can cater to your needs.

In all projects, we are working closely with the manufacturer to ensure that you get all expertise needed to make the correct investment for your location. We are certain that with the innovative products we offer, and the meticulous planning of the manufacturer, you will be more than satisfied with your decision. Needless to say, in alignment with our commitment to the highest levels of safety and quality, the equipment is designed according to international standards (EN1069 and ASTM).

Let us know your thoughts for the future, and we will guide you through the vast portfolio of water park equipment available.





The outdoor play and exercise equipment is preapproved by TUV and comply with European safety standards EN1176, EN1177 and EN16630.

FUN FOR ALL!

Playground

SBI Play was established to create environments for active play and outdoor exercise. In this segment, we work together with a handful of European manufacturers and can deliver playground equipment, outdoor fitness solutions, and park furniture to build inclusive and durable outdoor spaces full of fun and challenges for everyone.

We deliver playground equipment, outdoor fitness solutions, and park furniture as well as rubber safety tiles. Our products are often found in public playgrounds, residential areas, campgrounds, hotels, sports and leisure centers, parks, and schools.

Aligned with SBI philosophy, the outdoor equipment, and its components are characterized by good design and high quality, complying with the European safety standards EN1176, EN1177 and EN16630.

Visit the SBI Play website www.sbiplay.com to access all the information related to this range of products.



sbiplay.com



SELECT YOUR PREFERENCES

Options

Coin & Token Operation

This is a convenient solution designed for pay-and-play facilities where users insert a coin or token for a predetermined playing duration. We maintain various versions in stock and can accommodate different types of coins upon request. Typically, our products come equipped with mechanical coin acceptors, but some can be outfitted with electrical coin acceptors if needed.



Tokens

Utilizing tokens instead of official currency eliminates the need for cash handling. It also allows for flexible pricing and volume discounts. To streamline sales, consider investing in a token dispenser with multiple payment options or exclusive card payment capabilities. We keep two types of tokens in stock, each compatible with dedicated token acceptors.



Card Reader

Boost your sales and transition away from cash management with a card reader that accepts payments from physical credit cards or mobile devices. A card reader is also an excellent payment option for token dispensers.



Remote Control Operation

For all our vehicles, we offer a remote control system. Each vehicle comes with a receiver, and operators can manage the attraction, turning all vehicles on or off simultaneously using a transmitter. This system is ideal for locations with a consistent flow of visitors and frequent queue formation. We can provide different frequency options for venues with multiple tracks.



Lithium Battery System

While requiring a higher initial investment, the lithium battery system boasts a significantly longer lifespan. Opting for a lithium system means you'll experience shorter charging times, consistent output until full discharge, and approximately a 20 percent longer operational time.



Seat Belt

While not mandatory for safety reasons, the use of seat belts aligns with the driving school concept, promoting traffic safety awareness. Seat belts are included on the premium vehicles but can be added to any of our vehicles upon request.



LED Lights and Sound

Enhance the appeal of your attraction by incorporating lighting and sound effects. We offer numerous options to choose from. Please inquire for specific details.



Traffic Lights and Signs

For a comprehensive driving school experience, consider incorporating traffic lights and signs into your attraction's theming. This addition enhances the educational aspect of the attraction. Feel free to inquire for more information on these elements.





FOR YOUR CONVENIENCE

Spare Parts & Support

At SBI Sweden, we take great pride in our reputation for delivering quick and efficient technical support. We not only commit to maintaining a comprehensive inventory of commonly needed spare parts but also promise to respond promptly to your requests and technical inquiries.

Recognizing the enduring nature of our products, we understand the utmost importance of ensuring spare parts accessibility throughout the entire product lifespan. We also appreciate that when spare parts are required, swift delivery is essential to minimize downtime.

Whether you're a longstanding customer or new to our services, please don't hesitate to reach out, and we'll be there to assist you. Additionally, we offer a user-friendly portal where you can easily access our standard manuals, making it easy for you to find the required parts.

Feel free to contact us at **order@sbisweden.com** or give us a call, and a dedicated member of our team will provide immediate assistance.





Contact



SB International AB
Verktgsvägen 1
553 02 Jönköping
Sweden

+46 36 37 50 30

www.sbisweden.com
info@sbisweden.com



sbisweden.com