


# KIDS in the FRONT SEAT

MAIN CATALOG **2025**



# Content

## Page

- 6** Standard Vehicles
- 12** Premium Vehicles
- 16** Racing Cars
- 18** Tractor
- 20** Boat
- 23** Mini Digger & Grabber
- 24** Mini Tower Crane
- 25** Cage System
- 26** Water Play
- 28** Playground
- 30** Options
- 31** Custom Design
- 32** Concepts by SBI
- 33** Spare Parts & Support
- 34** Guidance & Consultation



## Globally Known

**SBI Sweden is a premier supplier of reliable interactive kiddie rides since the early 1980s.**

We have a strong customers focus and take pride in delivering top-quality products. This, together with excellent after-sales support is appreciated by a wide range of customers. Our customers span from the largest amusement parks to small family farms, and similar businesses. Our rides are found at all over the globe.

**Leading manufacturer of top quality miniature vehicles ranging from cars of different kinds to trucks, tractors, boats, and construction-themed machinery for children.**

Our strategy is based on innovation and growth, yet we strive for authenticity, genuine design, and craftsmanship. We are internationally oriented but familial at heart. With exception of the construction zone products all products are battery-powered and the vehicles run efficiently during the full day. Great autonomy along with high quality and durability are regarded as the most valued aspects by our customers in these highly interactive experiences for children. All manufacturing is carried out at our factory in Sweden and delivered globally.

### Our Customers

It is not surprising that fun and learning go hand in hand when it comes to children. Beyond the amusing approach, some venues decide to add an educational dimension to their service offering. The "Children's Driving School" is a perfect illustration of such a combination of education and fun. Our products are primarily intended for use by children aged 3 to 11. However, our construction-themed products are also highly appreciated by teenagers and adults. Our diverse clientele ranges from small farm parks, zoos, or hotels to large amusement parks such as LEGOLAND and Universal Studios.



### Some of our Valued Customers:



... and Many More.

### Executive Team



Markus Jonsson  
CEO  
+46 70 823 21 00  
m.jonsson@sbisweden.com



Morgan Cederblom  
CEO SBI AMERICAS LLC  
+1 404 771 0809  
m.cederblom@sbisweden.com



Ishwar Hirani  
CHAIRMAN  
+46 70 727 17 23  
i.hirani@sbisweden.com



Petter Lindh  
EXPORT DIRECTOR  
+46 73 886 40 20  
p.lindh@sbisweden.com



Joacim Samuelsson  
PRODUCTION DIRECTOR  
+46 70 816 83 25  
j.samuelsson@sbisweden.com



### Our Team is Near You

Our everyday work is shaped by attention to detail and close and friendly contact with all the people we work with. Undoubtedly, our team is our greatest asset. Talented individuals, who share their passion for bringing smiles and joy to children, power SBI. We pride ourselves on our high degree of specialization, and the close ties that bind us to our customers.



**LEGOLAND Discovery Center in Texas, USA.** The vehicles were designed in collaboration with Merlin Entertainments and manufactured by us in Jönköping.







All children are delighted. Here is a picture from a park in India. The product is designed to be suitable for both hot and cold environments.



# Standard Vehicles

## TECHNICAL SPECIFICATIONS Standard Vehicles

Classic models that are irresistible for the kids. 12 V system. Fixed speed. External bumpers.

- Capacity: 1 child.
- Age range: 3 to 11 years old.
- Maximum weight admitted: 50 kg, 110 lb.
- Speed max: 4 km/h. 2,5 mph.
- Durable authentic design.
- Frame: Reinforced steel tubing, powder coated.
- Body: Hand-laid GRP. 3-layer gelcoat, 3-layer mat and reinforced by laminate.
- Bumpers: Molded vulcanized rubber.
- Transmission: Belt.
- Wheels: Rubber tire with inner tube. (10").  
Ball Bearings in each rim.
- Electrical system: 12 V.
- Motor: Electric motor with planetary gearing.
- Motor fuse: Automatic 12 V 10 A, 5 – 10 sec o, 10 – 20 sec reset.
- Battery: Dry fit traction block (12 V – 38 Ah).  
Weight: approx. 10 kg, 22 lb.  
Operating time: 8 – 10 hours.
- Battery charger: 3-step charger (12 V – 4 A), fully automatic.
- Accelerator: Pedal (green), with micro switch.
- Brake: Automatic.
- Shipping parameters:  
1 unit 125 x 80 x 85 cm, 4 ft 1 in x 2 ft 7 in x 3 ft. Approx 100 kg, 220 lb.  
2 units 125 x 80 x 170 cm, 4 ft 1 in x 2 ft 7 in x 5 ft 7 in. Approx 170 kg, 375 lb.  
3 units 125 x 80 x 220 cm, 4 ft 1 in x 2 ft 7 in x 7 ft 2 in. Approx 250 kg, 551 lb.

OPTIONS  
page 30



Sound



Light



Remote control



Coin Token

**Please note** that measurements are approximate, models may vary from pictures, and colors may differ from images. We recommend verifying the specifics of the product you are interested in.



**RECOMMENDED  
MINIMUM AREA:**  
15 m<sup>2</sup>, 161 ft<sup>2</sup> vehicle.

**CAPACITY / THRC** (example with 10 vehicles)  
Up to 120 rides per hour based on a 5 min ride cycle.  
(10 vehicles minimum 150 m<sup>2</sup>, 1610 ft<sup>2</sup>.)

## Explore our STANDARD Vehicles on the following pages

**Our standard vehicles provide a reliable, high-quality, and versatile solution for any venue.**


The standard vehicles are designed to offer reliable, high-quality performance in a more streamlined format. With a robust 12 V system and a fixed speed of 4 km/h, these vehicles are lighter than our premium models and feature simple, effective external bumpers. They are perfect for those seeking a cost-effective solution without compromising on safety, quality and fun.

**Wide Range of Models:** Choose from a variety of models to suit your park or facility.

**Custom Design Options:** Personalize the vehicles with your own stickers and other features to create a unique experience.

**Flexible Track Layout:** All our standard vehicles are designed to be mixed and matched on the same track, providing maximum flexibility and variety.

*Please note that we do not recommend mixing Standard and Premium vehicles on the same track due to differences in bumper height and vehicle weight.*



**BUGGIE**  
Vintage model for young drivers  
**Page 7**



**BEETLE**  
Charming and popular model  
**Page 7**



**PENTO**  
Modern and cool design  
**Page 8**



**VENTO**  
Timeless model with sturdy design.  
**Page 8**



**SENSA**  
A classic model we've been selling for years.  
**Page 9**



**MONZA**  
A cool model with windshield.  
**Page 9**



**VOLVO FH16**  
Popular truck model. Different trailers available  
**Page 10**




**FIRETRUCK & FRIENDS**  
A delightful model available in many different versions.  
**Page 11**



## Standard Vehicles



## BEETLE




### MEASUREMENTS:

L 1535 mm, W 700 mm, H 600 mm.  
L 5 ft, W 2 ft 4 in, H 2 ft.

### TOTAL WEIGHT:

Approx. 63 kg, 139 lb. (incl. battery)

## BUGGIE



### MEASUREMENTS:

L 1085 mm, W 600 mm, H 600 mm.  
L 3 ft 7 in, W 2 ft, H 2 ft.

### TOTAL WEIGHT:


Approx. 55 kg, 121 lb. (incl. battery)



## Standard Vehicles



## PENTO




### MEASUREMENTS:

L 1530 mm, W 700 mm, H 600 mm.  
L 5 ft, W 2 ft 4 in, H 2 ft.

### TOTAL WEIGHT:

Approx. 63 kg, 139 lb. (incl. battery)

## VENTO



### MEASUREMENTS:

L 1530 mm, W 700 mm, H 600 mm.  
L 5 ft, W 2 ft 4 in, H 1 ft 12 in.

### TOTAL WEIGHT:

Approx. 63 kg, 139 lb. (incl. batteries)






## Standard Vehicles



### MONZA



**MEASUREMENTS:**

L 1530 mm, W 700 mm, H 600 mm.  
L 5 ft, W 2 ft 4 in, H 2 ft.

**TOTAL WEIGHT:**

Approx. 63 kg, 139 lb. (incl. battery)

### SENSA


**MEASUREMENTS:**

L 1530 mm, W 700 mm, H 600 mm.  
L 5 ft, W 2 ft 4 in, H 2 ft.

**TOTAL WEIGHT:**

Approx. 63 kg, 139 lb. (incl. battery)



## Standard Vehicles



## TRAILER




### MEASUREMENTS:

L 1200 mm, W 710 mm, H 700 mm.  
L 3 ft 11,2 in, W 2 ft 4 in, H 2 ft 4 in.

### TOTAL WEIGHT:

Approx. 20 kg. 44 lb.

## VOLVO FH16



### MEASUREMENTS:

L 1500 mm, W 710 mm, H 600 mm.  
L 4 ft 11 in, W 2 ft 4 in, H 2 ft.

### TOTAL WEIGHT:

Approx. 71 kg. 150 lb. (incl. battery)






## Standard Vehicles



### FIRE TRUCK & FRIENDS



#### MEASUREMENTS:

L 1500 mm, W 570 mm, H 700 mm.  
L 4 ft 11 in, W 10 ft 4 in, H 2 ft 4 in.

#### TOTAL WEIGHT:

Approx. 63 kg, 140 lb. (incl. battery)

Our model FH16 features custom-designed branding in collaboration with the client's sponsor. The trailer was created based on the client's specifications.

**Hunderfossen**  
EVENTYPARK



# Premium Vehicles

## TECHNICAL SPECIFICATIONS Premium Vehicles

- Capacity: 1 child.
- Age range: 3 to 11 years old.
- Maximum weight admitted: 90 kg, 198 lb.
- Speed max: 6 km/h. 3.72 mph. (adjustable with programmer).
- Frame: Reinforced steel tubing, powder coated.
- Body: Hand-laid GRP. 3-layer gelcoat, 3-layer mat and reinforced by laminate.
- Bumpers: Molded vulcanized rubber with steel reinforcement.
- Transmission: Timing belt.
- Wheels: Rubber tire with inner tube. (10" or 13").  
Ball Bearings in each rim.
- Electrical system: 24 V.
- Motor: Electric motor with planetary gearing.
- Motor controller: Fully automatic.
- Battery: 2 x Dry fit traction block (12 V – 50 Ah).  
Weight: approx. 18 kg, 2.2 lb. per battery.  
Operating time: 8 – 10 hours.
- Battery charger: 3-step charger (24 V – 10 A), fully automatic.
- Accelerator: Pedal (green), with micro switch.
- Brake: Pedal (red), with micro switch.
- Seat belt: Included.
- Shipping parameters:  
1 unit 170 x 85 x 100 cm, 5 ft 7 in x 3 ft x 3 ft 3 in. Approx 200 kg, 441 lb.  
2 units 170 x 85 x 160 cm, 5 ft 7 in x 3 ft x 2 ft 1 in. Approx 300 kg, 661 lb.

OPTIONS  
page 30



Sound



Light



Remote control



Coin Token

**Please note** that measurements are approximate, models may vary from pictures, and colors may differ from images. We recommend verifying the specifics of the product you are interested in.



**RECOMMENDED  
MINIMUM AREA:**  
15 m<sup>2</sup>, 161 ft<sup>2</sup> /vehicle.

**CAPACITY / THRC** (exemple with 10 vehicles)  
Up to 120 rides per hour based on a 5 min ride cycle.  
(10 vehicles minimum 150 m<sup>2</sup>, 1614 ft<sup>2</sup>)

## Explore our **PREMIUM** Vehicles on the following pages

### Premium Vehicles: Superior Craftsmanship and Performance

For most custom projects, we recommend our premium vehicles for their exceptional craftsmanship and meticulous attention to detail. With a larger build and integrated bumpers, these cars offer enhanced durability and safety, making them a top choice for those who prioritize quality and sophistication.

**Advanced 24 V System:** The 24V motor control system allows for adjustable speeds up to 6 km/h, providing a smoother and more controlled driving experience, particularly during acceleration and deceleration.

**Comfort and Control:** This advanced system also minimizes jolts during starts and stops, ensuring a more comfortable ride for young drivers.

**High-Performance Design:** Engineered for superior performance, our premium vehicles deliver a refined and reliable driving experience, ideal for projects where excellence is key.

We're here to help you find the perfect vehicle solution to meet your specific needs, ensuring that your project stands out in both quality and design.



**Benza**  
Our luxury model, for the cool ones.  
**Pages 13**



**Benza X**  
Classic and sturdy.  
**Pages 13**



**Safari**  
Our popular, timeless model.  
**Pages 14**



**Spider**  
Made for two, child and adult.  
**Pages 14**



**Aqua**  
Fun model for an imaginative attraction.  
**Pages 15**



## Premium Vehicles



### BENZA X



**MEASUREMENTS:**

L 1600 mm, W 800 mm, H 730 mm.  
L 5 ft 3 in, W 2 ft 7 in, H 2 ft 5 in

**TOTAL WEIGHT:**

Approx. 115 kg, 253 lb. (incl. batteries)

### BENZA


**MEASUREMENTS:**

L 1600 mm, W 710 mm, H 600 mm.  
L 5 ft 3 in, W 2 ft 4 in, H 2 ft.

**TOTAL WEIGHT:**


Approx. 115 kg, 253 lb. (incl. batteries)



## Premium Vehicles



## SAFARI




### MEASUREMENTS:

L 1600 mm, W 710 mm, H 600 mm.  
L 5 ft 3 in, W 2 ft 4 in, H 2 ft.

### TOTAL WEIGHT:

Approx. 115 kg, 253 lb. (incl. batteries)

## SPIDER



### MEASUREMENTS:

L 1600 mm, W 710 mm, H 600 mm.  
L 5 ft 3 in, W 2 ft 4 in, H 1 ft 12 in.

### TOTAL WEIGHT:

Approx. 115 kg, 253 lb. (incl. batteries)






## Premium Vehicles



### AQUA




#### MEASUREMENTS:

L 1600 mm, W 710 mm, H 600 mm.  
L 5 ft 3 in, W 2 ft 4 in, H 2 ft.

#### TOTAL WEIGHT:

Approx. 115 kg, 253 lb. (incl. batteries)

Ferrari World in Dubai. The vehicle was developed in collaboration with Ferrari.



## Racing Car



Nürburgring featuring  
our children's cars on  
their tracks.






# Racing Car



## F1S RACING



### MEASUREMENTS:

L 1900 mm, W 800 mm, H 620 mm.  
L 6 ft 3 in, W 2 ft 8 in, H 2 ft.

### TOTAL WEIGHT:

Approx. 96 kg, 209 lb. (incl. battery).

## TECHNICAL SPECIFICATIONS F1S Racing


Our racing vehicle is perfect for car-themed parks, racing tracks, and go-kart facilities for young kids.

- Capacity: 1 child.
- Age range: 3 to 11 years old.
- Maximum weight admitted: 70 kg, 154 lb.
- Speed max: 5 km/h, 3,1 mph.
- Durable authentic design.
- Frame: Reinforced steel tubing, powder coated.
- Body: Fiberglass.
- Bumpers: Molded vulcanized rubber with steel reinforcement.
- Transmission: Belt.
- Wheels: Rubber tire with inner tube. (13").  
Ball Bearings in each rim.
- Electrical system: 12 V.
- Motor: Electric motor with planetary gearing.
- Motor fuse: Automatic 12 V 10 A, 5 – 10 sec o, 10-20 sec reset.
- Battery: Dry fit traction block (12 V – 50 Ah).  
Weight: approx. 18 kg, 40 lb.  
Operating time: 8 – 10 hours.
- Battery charger: 3-step charger (12 V – 10 A), fully automatic.
- Accelerator: Pedal (green), with micro switch.
- Brake: Automatic.

*Available with 24 V system as option.*

- Shipping parameters:  
1 unit 190 x 90 x 80 cm, 6 ft 9 in x 2 ft 11 in x 2 ft 8 in. Approx 150 kg, 330 lb.  
2 units 190 x 90 x 150 cm, 6 ft 9 in x 2 ft 11 in x 4 ft 11 in. Approx 280 kg, 617 lb.

**OPTIONS**  
page 30



Sound



Light



Remote control

**Please note** that measurements are approximate, models may vary from pictures, and colors may differ from images. We recommend verifying the specifics of the product you are interested in.



### RECOMMENDED

#### MINIMUM AREA:

20 m<sup>2</sup>, 215 ft<sup>2</sup> / vehicle.

### CAPACITY / THRC (exemple with 10 vehicles)

Up to 120 rides per hour based on a 5 min ride cycle.  
(10 vehicles minimum 200 m<sup>2</sup>, 2152 ft<sup>2</sup>)



# Tractor

River Street Ranch in San Juan Capistrano, California, have been using our tractors for many years.



RIDE ON!



*"Having purchased our Mini Tractors and Mini Excavators from SBI in Sweden, I must say we are thoroughly impressed. The children absolutely love the tractors and excavators, and as a company, we appreciate how reliable and low-maintenance they are."*

*Zoomars at River Street Ranch*






# Tractor



## SBI TRACTOR



### MEASUREMENTS:

L 1220 mm, W 600 mm, H 650 mm.  
L 4 ft, W 2 ft, H 2 ft 2 in.

### TOTAL WEIGHT:


Approx. 70 kg, 154 lb. (incl. battery).

## TECHNICAL SPECIFICATIONS Tractor

One of our best sellers. Authentic design and versatile in the setup of your area.  
12 V System.

- Capacity: 1 child.
- Age range: 3 – 11 years.
- Maximum weight admitted: 50 kg 110 lb.
- Speed max: 4 km/h. 2,5 mph.
- Durable authentic design.
- Frame: Reinforced steel tubing, powder coated.
- Body: RTM fiberglass.
- Bumpers: Molded vulcanized rubber with steel reinforcement.
- Transmission: Chain.
- Wheels: Rubber tire with inner tube. (10" and 17").  
Ball Bearings in each rim.
- Electrical system: 12 V.
- Motor: Electric motor with planetary gearing.
- Motor fuse: Automatic 12 V 10 A, 5 – 10 sec o, 10 - 20 sec reset.
- Battery: Dry fit traction block (12 V – 38 Ah).  
Weight: approx. 10 kg. 22 lb.  
Operating time: 8 – 10 hours.
- Battery charger: 3-step charger (12 V – 4 A), fully automatic.
- Accelerator: Pedal (green), with micro switch.
- Brake: Automatic.
- Shipping parameters:  
1 unit 125 x 80 x 85 cm, 4 ft x 2 ft 8 in x 2 ft 10 in. Approx 100 kg, 220 lb.  
2 units 125 x 80 x 170 cm, 4 ft x 2 ft 8 in x 5 ft 7 in. Approx 170 kg, 375 lb.  
3 units 125 x 80 x 215 cm, 4 ft x 2 ft 8 in x 8 ft. Approx 250 kg, 551 lb.

### OPTIONS page 30



Sound



Light



Remote control



Coin Token

**Please note** that measurements are approximate, models may vary from pictures, and colors may differ from images. We recommend verifying the specifics of the product you are interested in.



### RECOMMENDED MINIMUM AREA:

15 m<sup>2</sup>, 161 ft<sup>2</sup> /vehicle.

### CAPACITY / THRC (exemple with 10 vehicles)

Up to 120 rides per hour based on a 5 min ride cycle.  
(10 vehicles minimum 150 m<sup>2</sup>, 1614 ft<sup>2</sup>)

## Boat



**LEGOLAND Florida Resort.** Florida's warm climate allows boats to operate year-round. The boats have been in service for years, offering reliable experiences to visitors.

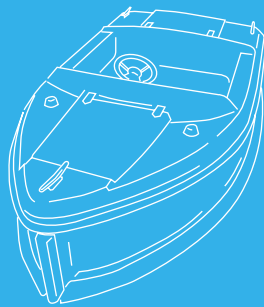




# Boat



## SBI BOAT



**MEASUREMENTS:**  
L 2750 mm, W 1540 mm, H 950 mm.  
L 9 ft, W 5 ft 1 in, H 3 ft 1 in.


**TOTAL WEIGHT:**  
Approx. 290 kg, 639 lb.

### TECHNICAL SPECIFICATIONS Boat

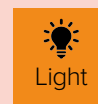
Stable and safe boat for up to three people (one adult and two children), ideal for lazy rivers or open water.

- Capacity: 2 adults or 1 adult and 2 kids.
- Age range: 3 and up.
- Speed: Approx. 3 km/h, 1,9 mph (programmable +/- 10%).
- Maximum weight admitted: 180 kg, 400 lb.
- Hull/Deck: Hand-laid GRP, 2 layers gelcoat, 3 layers mat, and reinforced by laminate. Non-slip surface on seats and floor.
- Bumpers: Rubber front, side, and rear fenders.
- Height over Water Line: 0,55 m. 1 ft 8 in.
- Water depth: Minimum 0,6 m. 2 ft.
- Turning diameter: 10,0 m. 33 ft.
- Electrical system: 24 V.
- Motor: Electric, sealed under-water motor.  
Purpose built for both propulsion and steering action.
- Motor controller: Fully automatic.
- Bilge pump: Fully automatic.
- Battery: 4 x Gel Type VRLA 6 V 180 Ah.  
Weight: approx. 30 kg / 66 lb each. Operating time: 8 – 10 hours.
- Battery charger: 3 Step charger, fully automatic (24 V 20 A).
- Acceleration: Air pedal with pressure switch.
- Navigation: LED lights.
- Steering: Heavy Duty Hydraulic Steering System.
- Color: Standardized colors available in Red, Orange, Yellow and Blue.
- Shipping parameters:  
1 unit 275 x 165 x 140 cm, 9 ft x 5 ft 5 in x 4 ft 7 in. Approx 320 kg, 705 lb.  
2 units 275 x 165 x 210 cm, 9 ft x 5 ft 5 in x 6 ft 11 in. Approx 620 kg, 1366 lb.
- Package: Rollable custom built stand.

**OPTIONS**  
page 30



Sound



Light

**Please note** that measurements are approximate, models may vary from pictures, and colors may differ from images. We recommend verifying the specifics of the product you are interested in.



#### CAPACITY / THRC (Per Unit)

12 –36 persons per hour based on a 5 min ride cycle.

#### CAPACITY / THRC (example with 10 boats)

Up to 240 persons per hour based on 2 persons per boat and a 5 min ride cycle



## Construction Zone



**Construction Zone setup at Asecs Mall in Sweden, with low maintenance, staff-free operation, and easy card payment. This popular attraction entertains kids and boosts foot traffic to the mall and its stores.**

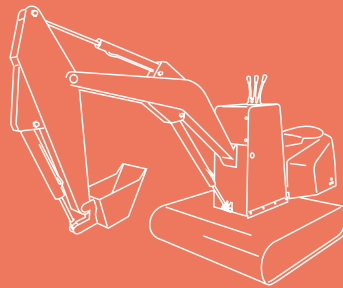





# Mini Digger & Mini Grabber



## DIGGER/GRABBER



### MEASUREMENTS:

L 2400 mm, W 760 mm, (platform) H 1000 mm.  
L 7 ft 11 in, W 2 ft 6 in, (platform) H 3 ft 3 in.

### TOTAL WEIGHT:

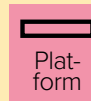
Approx. 92 kg, 203 lb.

## TECHNICAL SPECIFICATIONS Mini Digger / Grabber

Kids love the authentic experience of operating these machines. Hydraulically operated for an authentic experience. Stationary, thus space efficient.

- Capacity: 1 child.
- Age to operate: From 3 years (under adult supervision).
- Maximum weight admitted: 80 kg, 180 lb.
- Body: Galvanized Steel, powder coated.
- Seat: RTM fiberglass.
- Maximum noise: 65 dB.
- Timer: Adjustable, 3 or 5 minutes.
- Turning angle of arm: up to 90°.
- Recommended digging depth: 40 cm, (1 ft 4 in) from digger base.  
(Version with lower digging depth for indoor use available.)
- Electrical system: 230 VAC / 24 VDC,  
US/Japan version 115 VAC / 24 VDC.
- Hydraulically operated: 3 cylinders,  
a hydraulic control valve and oil pump system.
- Lever to operate:
  - Left lever: Boom (push/pull).
  - Middle lever: Shovel or grabber (push/pull).
  - Right lever: Arm (push/pull).
- Max amount of load in shovel: Approx 3 liters, 0.35 gal.
- Oil pump: Pump is set at 20 bar.
- Operating system: Coin/token mechanical coin acceptor or free play button. Card payment or electronic multicoin acceptor as option.
- Safety: To be installed with fence around digging area.
- Shipping parameters:
  - 1 unit 220 x 85 x 125 cm, 7 ft 2 in x 2 ft 10 in x 5 ft 1 in. 155 kg, 371 lb.
  - 2 units 220 x 85 x 200cm, 7 ft 2 in x 2 ft 10 in x 6 ft 7 in. 275 kg, 440 lb.

OPTIONS  
page 30



**Please note** that measurements are approximate, models may vary from pictures, and colors may differ from images. We recommend verifying the specifics of the product you are interested in.



### AREA REQUIRED:

4,5 m<sup>2</sup>, 49 ft<sup>2</sup> /pc  
(with platform)

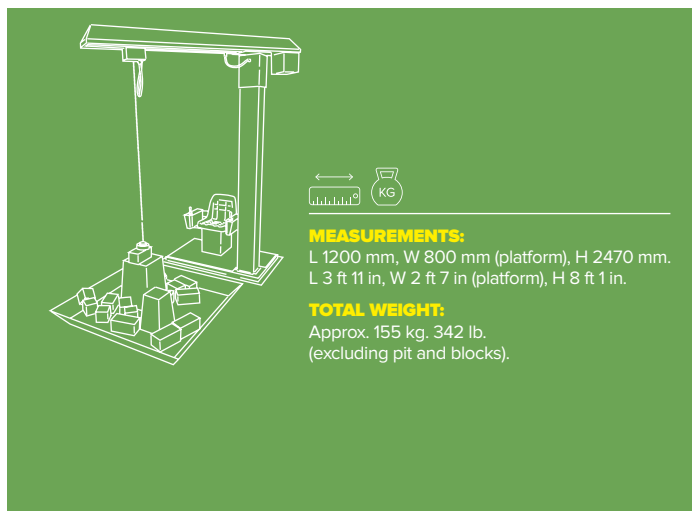
### CAPACITY / THRC (Per Unit)

Up to 12 rides per hour based on a  
5 min ride cycle.

# Mini Tower Crane



## TOWER CRANE



### TECHNICAL SPECIFICATIONS Tower Crane

It is a joy to see the focus and concentration of the kids when operating the Tower Crane. Electromagnet. Operated with joysticks.

- Capacity: 1 child.
- Age to operate: +3 age.
- Max. weight admitted: 80 kg, 180 lb.
- Turning angle of boom: 60° (degrees). Custom changes available.
- Height of magnet: 120 cm (3 ft 11 in) from floor. (adjustable)
- Electrical system: Input 85-264 VAC.  
Operational 24 VDC, 60 W.
- Fuse: Power supply internal protections.  
short circuit/overload over voltage. External, 2 A fuse.
- Timer: Adjustable to 3 or 5 minutes.
- Motors: 3 x 24 V DC motors.
- Electromagnet: Max capacity approx 1 kg, 2 lb.
- Operating system: Coin/token mechanical coin acceptor or free play button. Card payment or electronic multicoin acceptor as option
- Joysticks to Operate:
  - Right Joystick: Left/Right, Forward/Backward.
  - Left joystick: Up/Down. Release.
- Body: Powder coated galvanized steel.
- Use: Indoor or outdoor, under a roof.
- Shipping parameters:  
1 unit 120 x 80 x 235 cm, 3 ft 11 in x 2 ft 8 in x 7 ft 9 in. 200 kg, 441 lb.

OPTIONS  
page 30



**Please note** that measurements are approximate, models may vary from pictures, and colors may differ from images. We recommend verifying the specifics of the product you are interested in.



#### AREA REQUIRED:

5 m<sup>2</sup>, 54 ft<sup>2</sup> /unit.

#### CAPACITY / THRC:

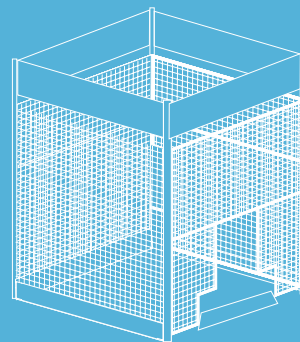
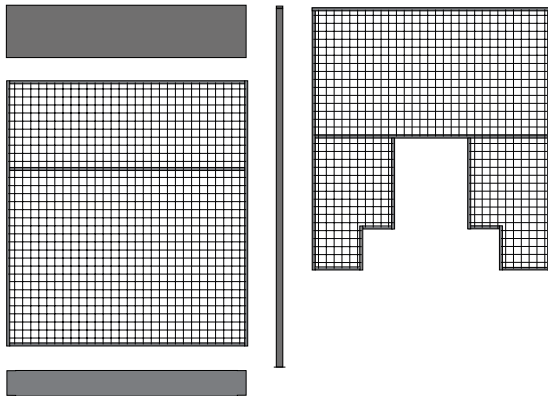
Up to 12 rides per hour based on a 5 min ride cycle.



# Construction Zone



## SBI CAGE SYSTEM



### MEASUREMENTS:

L 1600 mm, W 1640 mm, H 2200 mm.  
L 5 ft 3 in, W 5 ft 5 in, H 7 ft 3 in.

## TECHNICAL SPECIFICATIONS SBI Cage System

Fully customizable with a range of theming options to perfectly fit your location.

- Outdoors: Galvanized Steel Construction
- Indoors: Steel Construction
- Black Powder coating
- Easy to mount
- Perfect for Mini Tower Crane and Mini Digger / Grabber.
- The swing radius of the Mini Digger / Grabber is adjusted to fit in the cage.
- Heavy duty adjustable platforms with LED Neon lights.

This safety cage is specifically engineered to allow machinery to operate safely without requiring constant staff supervision. It adheres to all relevant regulatory standards, ensuring the highest level of protection. Beyond its functional benefits, the cage is designed to enhance the "Construction Zone" atmosphere, adding an authentic industrial feel to the environment. The structure also provides ample space for signage, making it an ideal platform for displaying important messages or promotional content, further integrating safety with effective communication.



### Enhance the Experience with Custom Signage

To elevate the optical impact, we offer signage that enhances the construction-themed experience. We can also assist with special requests to meet your unique needs. Imagine how a simple sign can transform and elevate the entire experience.

OPTIONS  
page 30



Signs

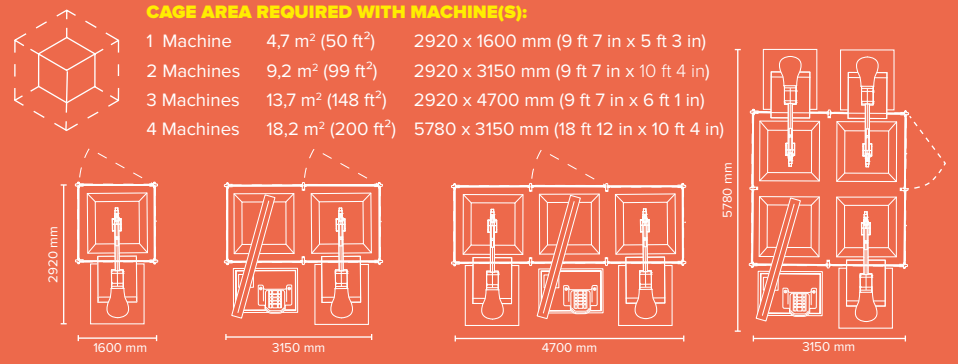


Scalable



BIM

**Please note** that measurements are approximate, models may vary from pictures, and colors may differ from images. We recommend verifying the specifics of the product you are interested in.



# Make a Splash!

## Water Play

**In collaboration with top manufacturers of water park equipment, we offer a wide array of water play products, ranging from water play structures of different sizes to single and multiple slides. We are also able to undertake custom design projects.**

The products offered are well praised for their design, finishing, and durability, and have been delivered globally to more than 50 countries during the last three decades. Whether you are looking for a small water play structure as a complement to other kinds of activities, or advanced water slides for water parks, we can cater to your needs.

In all projects, we are working closely with the manufacturer to ensure that you get all expertise needed to make the correct investment for your location. We are certain that with the innovative products we offer, and the meticulous planning of the manufacturer, you will be more than satisfied with your decision. Needless to say, in alignment with our commitment to the highest levels of safety and quality, the equipment is designed according to international standards (EN1069 and ASTM).

Let us know your thoughts for the future, and we will guide you through the vast portfolio of water park equipment available.





# Make a Splash!



## Enhance Your Water Experience, from Major Waterparks to Poolside Fun.

Whether it's a large-scale waterpark or a playful pool addition, we bring the same commitment to every project. We'll work together to elevate your facility, customizing budgets and equipment to fit your needs. Waterparks have become a popular attraction at campgrounds, amusement parks, beaches, and aquatic venues. Partner with us to create memorable water experiences that keep your guests returning.





# Fun For All!

## Play-ground

**SBI Play was established to create environments for active play and outdoor exercise. In this segment, we work together with a handful of European manufacturers and can deliver playground equipment, outdoor fitness solutions, and park furniture to build inclusive and durable outdoor spaces full of fun and challenges for everyone.**

We deliver playground equipment, outdoor fitness solutions, and park furniture as well as rubber safety tiles. Our products are often found in public playgrounds, residential areas, campgrounds, hotels, sports and leisure centers, parks, and schools.

Aligned with SBI philosophy, the outdoor equipment, and its components are characterized by good design and high quality, complying with the European safety standards EN1176, EN1177 and EN16630.

Visit the SBI Play website [www.sbiplay.com](http://www.sbiplay.com) to access all the information related to this range of products.







**Playground with a focus on attractive and fun high-quality playground environments, we can offer a competitive alternative to the well-known players.**

We have an attractive and advantageous solution for all facilities regardless of size

Outdoor Gym. More and more opportunities for training and exercise are created outdoors and we have the tools and equipment that will create an attractive training environment. Whether it's an outdoor gym or part of the playground.



[sbipplay.com](http://sbipplay.com)

## Options

# Customize the setup for your venue

**At SBI Sweden, we offer a wide range of customizable options to meet your unique needs. No two customers are the same, so our extensive selection of solutions ensures we have something for everyone. With our global reach, we are well-versed in various market demands, giving us deep product knowledge and customer insight. Let us create a tailored solution that perfectly fits your requirements.**




**! Tell us about your requirements and together we will find the best set-up for you.**

## Select Your Preferences

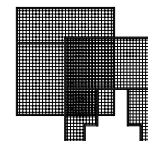
### Platform with Lighting

Enhance your setups with our durable metal platform with integrated LED Neon lighting, built for stability and longevity.



### Cage System

Build a safe setup with custom cage segments around the machine. For example, you can order a fence panel with an opening for the mini digger arm.



### Coin & Token Operation

A simple solution for attractions where visitors insert a coin or token for a set playtime. Can be customized with various coin acceptors.



### Tokens

Using tokens instead of currency eliminates cash handling and allows for flexible pricing and discounts. Token dispenser available.



### Card Reader

Handles payments via physical cards or mobile devices. An excellent option to place on attractions or on a token dispenser.



### Remote Control Operation

Remote control available for vehicles, ideal for locations with high visitor flow and multiple tracks.



### Lithium Battery System

Offers longer battery life and stable performance, with up to 20% longer runtime compared to standard batteries.



### Seat Belt

For safety reasons, seat belts can be added to attractions as needed.



### LED Lights and Sound

Enhance the look of your attraction with lighting and sound options. Various choices are available.



### Traffic Lights and Signs

Include traffic lights and signs to enhance the driving school experience.





With You from initial idea to Final Product!

# Custom Design

**A distinctively themed environment combined with customized equipment will make your attraction stand out, improving the customer experience and enhancing your brand recognition.**

Over the years, we have acquired extensive expertise in the manufacturing processes involved in custom design. Our projects encompass miniature reproductions of car brand models, and a variety of designs based on films, cartoons, and toys.

As your vision is our mission, we will do our best to create the custom design product you wish for, having fun along the way. We will be your partner in the project through all stages from the initial idea to the finalized product.

While custom design may sound expensive to some, we encourage you to consider this option even if you have a smaller budget.



**STUDIO CITY**  
MACAU  
新濠影滙

Special assignment by  
Studio City in Macau for  
their indoor arena.

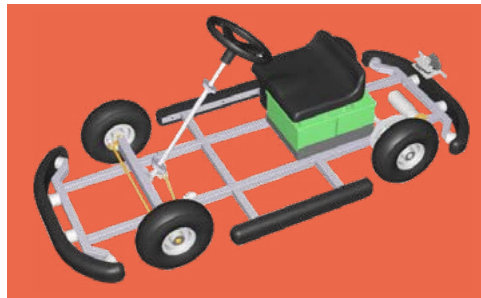


Hunderfossen  
requested a mini  
Mercedes for their  
driving school.

**Hunderfossen**  
EVENTYRPARK



Terence at  
Thomas Land,  
Drayton Manor  
Resort. UK.



The custom  
design process  
may include the  
milling of a plug.



Conceptualize for greater success

# Proven SBI Concepts

**At SBI, we have developed concepts that ensure success. Let these inspire you, and we are happy to discuss how we can customize a setup tailored to your specific needs. By conceptualizing your attraction, you will not only capture more attention and increase revenue but also create a safer environment with smooth operation.**



## Driving School

A driving school is a timeless attraction, offering fun and educational experiences for young visitors. We'd love to bring this concept to life at your facility! Our team is here to help you create the perfect layout, customized to fit your available space and operational needs.



## Racing Academy

Our racing vehicle is a great attraction that suits all environments. Particularly, it fits like a glove in car-themed amusement parks, racing tracks, and go-kart facilities oriented to young kids. Taking curves has never been so fun!



## Childrens Farm

Our tractors are a perfect fit for rural settings and similar venues. Robustly designed to be driven on any flat surface. Hay bales, and other suitable elements make this attraction a perfect fit for a rural atmosphere.



## Boating School

Fun-packed ride that allows kids to test their navigation skills and become captains of their mini vessels. Many layouts are suitable to get a smooth and exciting experience for the entire family! Conveyor system for safe and effective loading and off-loading is available as an option.



## Construction Zone

Create an attraction loved by children of all ages. The products can be combined in one play area to create a construction zone. Our scalable and themed cage system ensures a safe and carefully designed attraction from start to finish.



For Your Convenience

# Spare Parts & Support



**In the fast-paced world of business, timely delivery and swift repairs are crucial for maintaining operational efficiency and maximizing revenue. We have tailored our services to meet these demands.**

## Reliable and Fast Transport Services

Our transport solutions are designed with one goal in mind: ensuring our customers are consistently satisfied with prompt delivery times. By leveraging our advanced logistics network, we guarantee that your products reach their destination swiftly and securely.

## Optimized Maintenance

Time is money, and we recognize that faster repairs lead to quicker income generation. Our maintenance services are engineered for speed, ensuring that any issues are resolved with minimal downtime. This efficiency not only enhances your customer satisfaction but also boosts your bottom line.

## All Parts in Stock

To support our rapid service capabilities, we maintain a comprehensive inventory of spare parts. This means that when you need replacements or repairs, we have the necessary components readily available, eliminating delays and ensuring continuity in your operations.

## Many Delivery Options

Our commitment to speed extends to our delivery options. We offer a range of expedited delivery services to meet your urgent needs, ensuring that you receive your products and parts as quickly as possible.

## Guidance & Consultation

# Strategy and Realization

**When designing and planning your park/ attraction there is a lot to take into account.**

At SBI we have more than 30 years of experience from the industry. We like to use this experience to assist our customers to get the most out of the rides. There are numerous factors to consider, and here are a few examples of areas where we are passionate about making a difference.



### Example Layout 900 – m<sup>2</sup>

- 1 Children's Driving School:** A miniature traffic environment in which children have fun while improving their driving skills. Edutainment at its best!
- 2 Construction Zone:** Our construction-themed products always trigger the desire to play, explore and learn. Highly interactive and fun attractions where concentration and coordination are key.
- 3 Children's Farm:** A driving attraction with miniature tractors that kids completely love. Haybales can create a driving challenge and fit the theme like a glove.
- 4 Playground:** Endless possibilities for play with a mix of playground equipment. Customized according to available area and age group.
- 5 Playhouses** and/or area for other activities.



**Area Required:** 900 m<sup>2</sup>

#### SBI Products Included in this example Layout:

15 Cars	4 Mini Tower Cranes	2 Mini Grabber
4 Mini Diggers	8 Tractors	1 Play Structure

**Capacity / THRC:** Up to 396 rides per hour based on a 5 min ride cycle.



# We Help Make Your Vision a Reality

## Master Plan

Our first step is to understand what you want to achieve. We tailor our attractions to fit your vision, location, target audience, theme, and budget. This results in a clear plan that is easy to communicate with stakeholders, ensuring greater project success.

## Revenue Streams

We help you maximize the return on your investment. By calculating ROI, capacity, and conducting scenario planning, we provide insights for better control and a safer investment.

## Design and Plan

With extensive experience in designing and setting up attractions, we work with you to optimize the available space, visitor flow, and vehicle types. We provide visualizations to ensure an ideal attraction layout.

## Implementation

We leverage our experience from hundreds of projects to streamline the implementation process. In some markets, we even offer turn-key solutions, handling the entire setup to avoid delays and surprises.

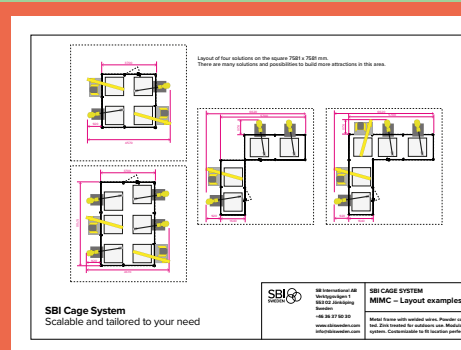
## Daily Operations

Once everything is set up, we help fine-tune your daily operations. With insights from global operations, we ensure smooth and efficient management with optimal resource allocation.

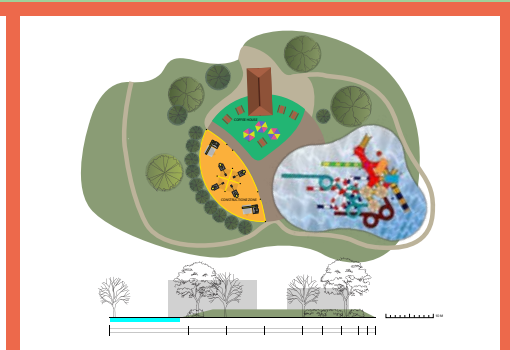
*We look forward to discussing your project and helping you achieve success with SBI attractions!*



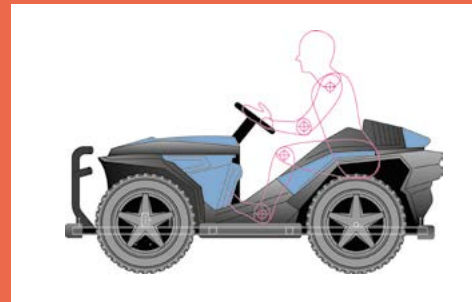
Layout Planning



Attraction Planning



Master Planning



Product Development




Custom Design for Toyota



Inspirational Ideas



3D-Visualization



BIM Revit models are available



# Contact

SB International AB  
Verktgsvägen 1  
553 02 Jönköping  
Sweden

+46 36 37 50 30

[www.sbisweden.com](http://www.sbisweden.com)  
[info@sbisweden.com](mailto:info@sbisweden.com)



[sbisweden.com](http://sbisweden.com)